

User guide for TRP-Platform-MK2

Before use

- Please remove all packaging and ensure the product has not been damaged in transit.
- Carefully read the instructions and warning texts before using the product
- Keep instructions for reference
- On each product you will find a label that shows the maximum permitted load.

Contents

- Platform Frame (fig1), Platform plate x1 (fig 2), Safety edges x4 & fixings (fig 3), Support feet with extension kit x4 (fig 4).

Fig.1




Fig. 2



Fig.3



Fig.4



To Assemble

1. Open the platform frame (fig.5) set legs to the required height using the extension kit if required (fig.6,6a). Tighten legs into frame (fig. 7).
2. Once set to the correct height, tighten all fixings on the support legs securely with a spanner (spanner not provided) (fig. 8).
3. Place frame into the correct position (fig.9), use securing pins to lock frame together (fig.10).
4. Now open out the platform plate and position this onto the top of the frame (fig. 11).
5. Fix the Safety edges into the required configuration using the fixings provided (fig. 12)
6. Position the Platform accordingly and the ramps can now be placed into position (fig. 13).

Fig. 5



Fig. 6



Fig. 6a



Fig. 7



Fig. 8




Fig. 9



Fig. 10




Fig. 11



Fig. 12




Fig. 13





Maintenance

- If the product becomes damaged in any way it should not be used (contact supplier/manufacturer).
- The product may be cleaned with normal cleaning products and left to dry before use.

Warranty

The Ramp People warrants that the platform/accessory is free from defects in material and workmanship.

This warranty shall remain in effect for 1 year from the date of original consumer purchase. Use other than the published/intended item will void the warranty.

The warranty does not cover failure of the unit during the warranty period if the failure is not caused by defect in material or workmanship or if the failure is caused by unreasonable use.

The Ramp People are not liable for incidental or consequential injury or damage to property.

Should it be necessary to return the platform, it is essential it is adequately packed to protect it in transit, preferably in its original box; otherwise The Ramp People do not accept any responsibility for transit damage to the unit.

In some cases, the items will be supplied by 3rd party seller, please keep the original invoice. This does not affect your statutory rights.

The TRP-Platform-MK2 is part of our range of products from The Ramp People. To view the full range please visit our website

www.therampepeople.co.uk

Or contact us via, post, email and/or telephone.

The Ramp People

Unit C3
Sandown Ind. Park Mill Road
Esher
Surrey
KT10 8BL

Tel: +(44) 1372 478960

Email: hello@therampepeople.co.uk

www.therampepeople.co.uk